



479th Flying Training Group Naval Air Station Pensacola



Undergraduate Combat Systems Officer Training

Welcome Guide

520 Turner Street
Bldg 746 Pensacola, FL 32508
Commercial: 850-452-0971 or
850-452-0934
Email: 479stus.stucon@us.af.mil
(CAO 29 Dec 2021)

Table of Contents

Arrival and Base Lodging Instructions	3
479 FTG Commander Welcome Letter	4
479 STUS Commander Welcome Letter	5
Initial Reporting Instructions	6
Notable Locations	7-8
STUS General Information	9-11
CAC/ID Card In-Processing Information	12
Identifying Your Learning Style	13
Group In-Processing	14
Finance	15
Housing	16-17
Base/Local Area ROE	18
Local Area/Recreation	19
COVID-19 Mitigation Practices	20
High Risk Activities / Motorcycle Safety	21
Flow from Arrival to Departure	23
Before UCT	24
Undergraduate CSO Training (UCT)	25
USAF Officer Values	26
Dress and Appearance/Customs	27
Letter to Family Members	28
479 STUS Spouse Facebook Group	29
After UCT	30
Potential follow-on Aircraft and locations	31
Navy Officer Ranks	32
Staff Vehicles	33
Base Contacts	34

Arrival and Base Lodging Instructions

Reserve lodging at the Gateway Inn (primary) or Navy Lodge (secondary) on base. If on-base lodging is unavailable, obtain a Non-Availability Memo from the Gateway Inn lodging front desk and then arrange off-base lodging.

Navy Gateway Inn (no pets allowed)
600 Moffett Rd
850-452-2755

Navy Lodge Pensacola (pet friendly)
3875 Radford Blvd
850-456-8676

Due to COVID, prior to reporting into the squadron, ensure you make contact with STUCON at 850-452-0971 or 850-452-0934. Immediately upon arrival (& before beginning any required ROM) ensure that SSgt Krambeer receives a copy of your Orders and a filled out IDA worksheet. (It's okay if you have to put Navy Lodge as address, but be sure you update it once your living arrangement is set.) It could be essential that you enter Restriction of Movement (ROM) for a period of time prior to formal in-processing.

Report to the 479 FTG building 746 (520 Turner St.) at 0800 in blues on the next duty day after arrival or after ROM, if necessary. Unaccompanied students are assigned to the Unaccompanied Officer Quarters (UOQ) after in-processing. If you have an emergency that requires immediate attention outside of duty hours, call the Flight Commander on-call cell phone at **850-303-3225**.



**DEPARTMENT OF THE AIR FORCE
AIR EDUCATION AND TRAINING COMMAND**


23 June 2020

MEMORANDUM FOR INCOMING STUDENTS

FROM: 479 FTG/CC

SUBJECT: Welcome to Undergraduate Combat Systems Officer Training

1. Welcome to Undergraduate Combat Systems Officer Training (UCT)! You are embarking in a rigorous training course that culminates in receiving your U.S. Air Force Combat Systems Officer (CSO) wings. Upon graduating, you will join an elite community of military aviators, with the opportunity to fly and operate the world's most sophisticated aircraft. Success in this program begins with the discipline you exemplified in your officer training, your continued service as an officer in the USAF, and the teamwork required to carry out the mission and achieve our objectives.
2. While the journey to earning your wings is just beginning, each of you already earned a commission as an officer in the U.S. Air Force. As an Air Force officer, you are expected to maintain high standards and embody the Core Values. In line with those values, there is no place in our Air Force for irresponsible use of alcohol, illicit drug use, sexual harassment or misconduct, and discrimination of any kind; these types behavior are not tolerated here at UCT.
3. Prior to beginning the UCT syllabus, you may be asked to support our Air Force in temporary duty assignments within our Group. Please take advantage of this opportunity to learn, continue to develop your leadership skills, and integrate with your teammates. Additionally, take this time before your training begins to build yourself mentality, socially, spiritually, and physically.
4. This training constitutes the biggest challenge many of you will face. What we do in defense of our great Nation requires uncompromising discipline, courage, confidence, commitment, leadership, and especially teamwork. You are not alone! Maintain a positive attitude and a strong desire to learn. Our instructor cadre and leadership team are here to support you, and we will do everything in our power to help you succeed. Congratulations on your selection to UCT! I am honored to serve alongside you and I look forward to meeting you soon.


WILLIAM H. O'BRIEN IV, Colonel, USAF
Commander, 479th Flying Training Group



DEPARTMENT OF THE AIR FORCE
479TH STUDENT SQUADRON
NAVAL AIR STATION PENSACOLA FLORIDA

29 Dec 2021

MEMORANDUM FOR UNDERGRADUATE COMBAT SYSTEMS OFFICERS

FROM: 479 STUS/CC

SUBJECT: UCT Welcome Letter

1. Congratulations on your selection for Undergraduate Combat Systems Officer Training (UCT) and your assignment to the 479th Student Squadron (479 STUS) at Naval Air Station Pensacola, Florida. For the majority of students, this will be your first duty assignment which will undoubtedly be one of the most rewarding and memorable times of your career. You will be assigned to the 479 STUS throughout the entire duration of your time in training and proudly welcome you to our squadron.
2. Upon arrival you will be on casual status while awaiting your pre-requisite training (Water Survival and Altitude Chamber Physiological Training) and your UCT class start date. While on casual status, you may be tasked to support various missions across the 479th Flying Training Group. This is a valuable opportunity to learn about operational and support roles in the Air Force while broadening your appreciation and understanding of flying operations. Expect to work normal duty hours during this timeframe.
3. Once you formally begin class, you will be assigned a 479 STUS Flight Commander, who is charged with leading you, providing guidance and support as you navigate the program. As the first link in your chain of command, do not hesitate to contact them should significant work, family, or life events arise. While in training, the program will be challenging and demanding not only for you, but also your family. As you prepare yourselves for the coming year, please consider sharing your spouse's/significant other's contact information with us upon arrival so we can connect them to our robust Student Spouse network.
4. It is essential for you to Be Ready – physically, mentally, and spiritually. To complete the program, you must be committed to the mission, your team, and yourself. It will not be an easy journey, but at the end of training you will be extremely proud of your accomplishments. We look forward to leading you on your path toward earning your wings. To you and your family, welcome to the Owls!

ARMANDIE.CATHYRI
NE.T R.1261189336
CATHYRINE T.R. ARMANDIE, Lt Col, USAF
Commander

Digitally signed by
ARMANDIE.CATHYRINE.T R.1261189336
Date: 2021.12.29 10:41:54 -06'00'

Initial Reporting Instructions

STUS – 110 West Ave, Bldg 646; ph. 850-452-0971 or 850-452-0934

Squadron In-Processing: **0800 in blues (after ROM, if necessary)**

****Temporary Initial Reporting to Bldg 746; 520 Turner St.****

Directions to STUS from Navy Gateway Inn

1. Head south until you reach Radford Blvd then turn left to head east.
2. Continue all the way down Radford Blvd past the gym and Green Bean and through the two white pillars.
3. Turn left just after the white pillars and STUS is the first building on your right, right on the corner. (See maps on page 8 for building location)

What to Bring

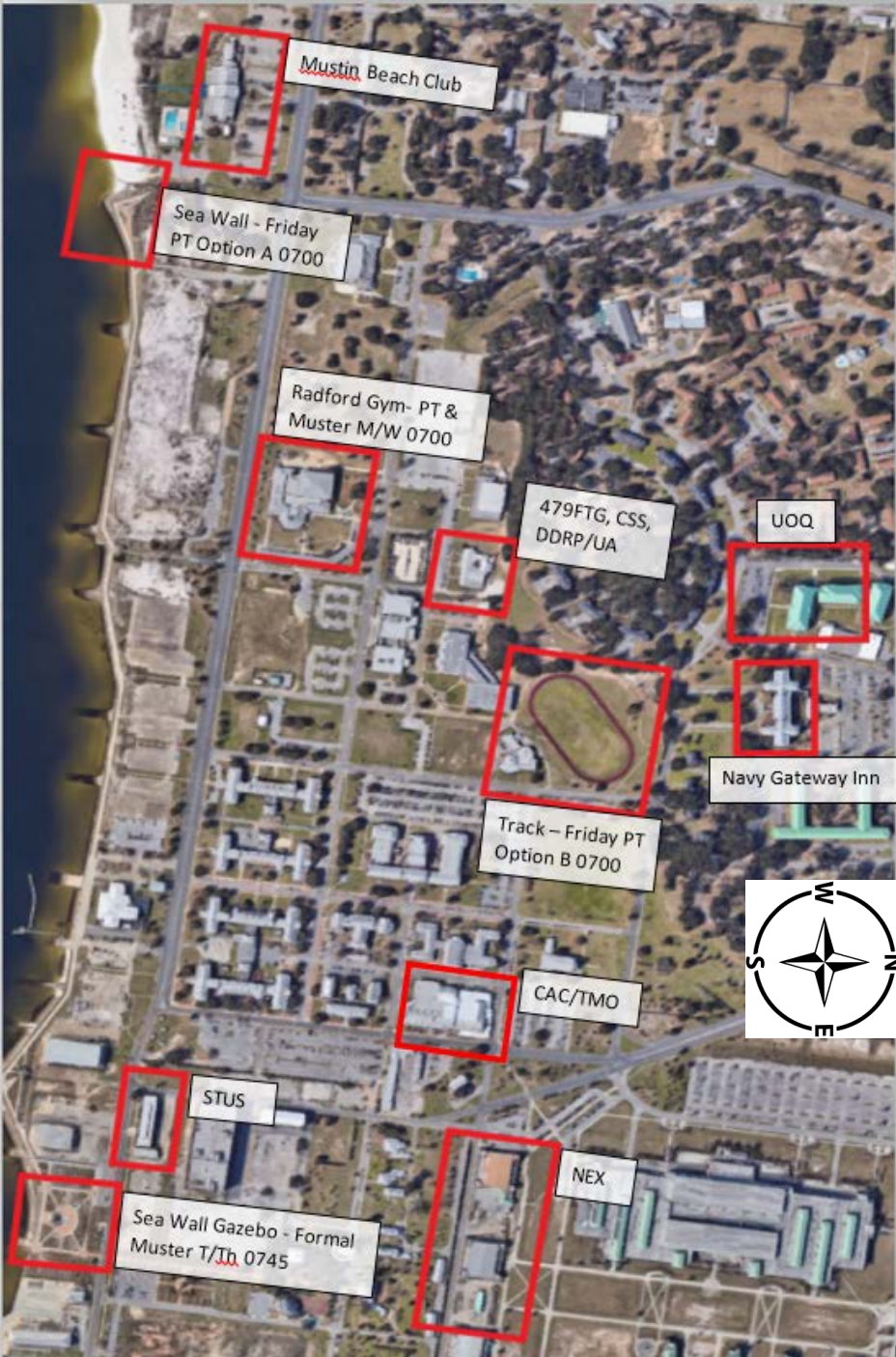
- One copy of your orders (front and back)
- Pen and notebook
- Government Travel Card (GTC) (if applicable) *If you do not have a GTC you must apply for one as soon as possible.*
- Personal Records: Sealed Envelope & Marriage Certificate (if applicable)
- Personal home address/contact info/hurricane evacuation location

STUS In-Processing Brief

- Provide contact info to STUS
- Determine Element Leader
- STUS introduction and expectations
- Student Leave policies
- AFPAAS introduction
- Receive In-Processing Checklist & Welcome Folder
- Sign training RIPs for Temporary Duty (TDY) with Training Tech
 - Physiology Training (Physio) at Peterson, CO
 - Water Survival/SERE at Fairchild AFB, WA
 - Undergraduate Combat Systems Officer Training

Notable Locations





STUS General Information

STUS Policies

- STUS retains administrative control of all students regardless of training phase.
- Students are assigned to a STUS element and will support unit tasks by completing volunteer opportunities.
- Students waiting extended periods of time for training may be “stashed” in specific unit offices as an assigned duty.
- **Students have 30 minutes to respond to phone calls from STUS (850-452-0000).**
- Do NOT conduct official on-base business in PTUs or civilian clothing. Casual students may wear blues or OCPs as UOD.
- Students are responsible for keeping track of their own training dates, appointments, and volunteer events.
- **Training always takes priority.** If a volunteer opportunity conflicts with training, you must find a replacement for your volunteer event and notify STUS of the replacement.

Muster (Daily Accountability)

- Muster daily (see maps on previous page)
 - **MODIFIED for COVID (See your element lead or weekly announcements for guidance)**
 - Tues/Wed at Gazebo on the Sea wall across the street from STUS in OCPs at **0745**
 - Mon/Thurs Mandatory PT at Radford Gym **0700** in PTUs – Muster immediately following at 0745
 - Fri – Mock PFA **time and date TBA**
 - Appointments are NOT to be scheduled during PT or Muster, schedule appointments for a later time.
- Students not attending Muster due to illness must attend Sick Call at 0700 at the NASP Medical Clinic and inform their Element Leader prior to the start of muster (0745) for accountability.
- If you are going to miss muster, you must notify your Element Leader the day prior. If your duties for that day do not interfere with muster, you must attend.

Email

Students must check their military and personal emails at least once per day. A CAC reader for home use can be signed out at the Book Store. Students may also use computers at the computer lab, in the library, or in the AIF Escort Room.

Duty Hours – 0730-1630

Students are required to have all uniforms ready at all times.

Physical Fitness Assessments (PFAs)

A PFA must be completed within 42 days of arriving on station (if you do not have an official PFA in AFFMS). PFAs are offered every Wednesday at the Radford Gym, 0600 during the summer months and at 0800 during winter months.

Chain of Command

12 FTW/CC (Flying Training Wing Commander)
479 FTG/CC (Flying Training Group Commander)
479 STUS/CC (Student Squadron Commander)
 479 STUS/DO (Director of Operations)
 479 STUS/ADO (Director of Student Affairs)
 479 STUS/Flt CC (Flight Commander) STUS
 Element Leader
 You

You are responsible for knowing the Chain of Command!

Leave Information

Leave policy is dynamic while mitigating for COVID. As conditions improve or worsen the policy will adjust. Please see your Flight Commander for the most current leave request process.

- Students must fill out COVID-19 Pre-Departure Risk Mitigation form and a STUS Leave Request Form AF-4392 and submit the document to STUSCON at 479stus.stucon@us.af.mil and your Flight Commander.
- Electronic templates are obtained through STUS and must be submitted at least 10 duty days prior to departure date for ordinary leave, and 45 days for OCONUS leave (See OCONUS checklist for more details on foreign clearance).
- Per STUS OI, leave in conjunction w/TDY must be flight commander approved.
- Your AF-4392 and COVID-19 Pre-Departure Worksheet (PDWS) must be approved by a STUS Flt/CC before you can submit your leave in LeaveWeb. It is your responsibility to consistently check the status of your leave request. You are NOT AUTHORIZED to leave the local area until LeaveWeb assigns you an authorization number. If you do, you will be classified as “Absent Without Leave” (AWOL).
- Students should not purchase non-refundable airline ticket(s) unless their leave is approved.

Local Weekend Pass

Per the Squadron OI, on normal weekends and outside of duty hours, students may travel within a 6 hour radius of the local area without taking leave (driving only). To do so, an AF-4392, PDWS, & Weekend Pass Form must be approved by your STUS FLT/CC.

CAC/ID Card

421 Saufley St, Suite B, Bldg 680; 850-452-3617 (opt #1)

Bring two forms of ID (at least one picture ID) and a copy of your orders. Park in the lot north of the CAC office.

ROTC Lts: DEERS may not have your service component updated from *Reserve* to *Active* or *Regular* until 1-3 weeks after in-processing with CSS meaning you may not be able to receive a CAC. To check the status or for assistance with DEERS, call 1-800-538-9552. Ensure all paperwork with CSS has your correct SSN. Students who have not received their CAC are still responsible for checking their personal emails and may work with STUS for leave and other CAC required systems if necessary.



Identifying Your Learning Style

VARK Learning Assessment

During UCT, academics can be challenging. In order to be best prepared, students are required to take the VARK survey to identify their learning style and report their results to STUS.

Taking the Survey

1. Log on to <http://vark-learn.com>
2. Under “questionnaire” click on “the vark questionnaire”
3. Complete the survey and report results to STUS

visual * aural * read/write * kinesthetic
VARK[®]
a guide to learning styles

VARK is a questionnaire that helps your learning by suggesting the strategies you should be using.



What's New



Back Online: Our website is back on line after an outage on Friday. We have upgraded website hosting, and everything is working again now. We apologize for any inconvenience.

NEW PROFILE: The new cheaper and shorter VARK Profile has arrived and is available online for \$NZ10 about \$US7.50. Why not try it now?

Trainers: There are some new financial arrangements to help those who want to use VARK.

Online presentations and workshops: Our first online presentation “Introducing

Group In-Processing

Group In-Processing is held every Wednesday at 0900. You will be scheduled for this official appointment by STUCON. Be sure your Service Dress is pressed and ready to wear to this meeting.

What to Bring

- Five copies of orders (front and back)
- Identification cards (driver's license and military ID)
- Transportation Management Office (TMO) documents and receipts (if applicable)
- Sealed envelope given by USAFA, ROTC & OTS cadre

What to Expect for In-Processing Brief

- PCS expense reimbursement & set up direct deposit for paycheck
- Establish status for dependents
- Medical technician and medical records/flight records
- TRICARE introduction briefing
- 479 FTG Commander and First Sergeant introductions

Medical/Dental Records

You will need to take your medical records over to NASP Medical Clinic to be entered into the NAS medical system. A dental appointment should be scheduled upon arrival. Students are responsible for maintaining currency of all immunizations, dental, and flight physicals.

Students can check their status at

<https://imr.afms.mil/imr/MyIMR.aspx>.

Medical After-Hours and Emergencies

It is recommended that students use the Naval Hospital Urgent Care (until 2000) off of Highway 98 or the Baptist Hospital Emergency Room downtown. Students MUST contact their Element Leader and the Flt/CC on-call number (850-503-3225) immediately. All off-base medical care MUST be followed up by an Air Force Flight Doctor at the NASP Medical Clinic.

Finance

OTS Travel Information/Entitlements

Upon graduating from OTS, all members will out-process with personnel. This out-processing day is considered a duty day. You will be authorized one day of official travel. If you choose to start your travel the same day as out-processing, it will count as your authorized day. Official travel normally starts the day after you have out-processed from the base. In this case you would also be allowed one night of Temporary Lodging Expense (TLE) at Maxwell AFB. TLE is to help offset the cost of lodging while in transition to a new base. Base lodging should be used if available and a receipt is required for proof of expense. If it is not available, off-base lodging is permitted with proof of non-availability. While on official travel you are authorized flat rate per diem.

OTS/ROTC/USAF A Travel Information/Entitlements

You will be paid mileage from Maxwell AFB (OTS) or your home of record to NAS Pensacola at a current rate of \$0.23 per mile per authorized vehicle. Single members are only permitted mileage payment for one vehicle. Members with dependents of driving age, who own two vehicles and use two vehicles will be allowed payment for both vehicles. (Rental cars can be used, but reimbursement for expense is not authorized per the Joint Travel Regulation.)

Flat rate per diem for members is currently \$140 a day and covers food, lodging, and miscellaneous expenses. Dependent per diem will vary depending on circumstances of travel and age. When entitled to flat rate per diem, you are not required to provide receipts for lodging.

Prior service members without a break in service and members with dependents will also be authorized Dislocation Allowance (DLA). DLA is to partially reimburse you for relocation expenses associated with a Permanent Change of Station (PCS). Rates are based on your grade/dependency status and are found at <http://www.defensetravel.dod.mil/site/otherratesDLA.cfm>

Housing – Unaccompanied

The Unaccompanied Officer Quarters (UOQ) is for unaccompanied students. If available, living in the Unaccompanied Officer Quarters (UOQ) is mandatory IAW AFI 32-6005 and 479 FTG OI 32-1. UOQ exemption memos must be acquired through your STUS Flt/CC and signed off by the Squadron Commander and UOQ Manager for all non-UOQ unaccompanied housing.

The UOQ does not allow pets. Additionally, having a pet does not create justification for you to be approved to live off base. There are very few circumstances that will allow unaccompanied individuals to reside off base. All of which must be approved by the Squadron Commander. If you believe that you have circumstances that would allow you to live off base, ensure you address this with the STUS prior to entering into any off base housing contracts.

Liability/Pricing: Students assigned to the UOQ do not receive BAH, but are responsible for preventing damage to the room, furnishings, fixtures, and appliances. It is recommended students have renter's insurance for personal belongings.

Inspections: Monthly and random room inspections are conducted to ensure cleanliness in order to prevent safety hazards and enforce policies.

Amenities: Rooms are fully furnished to include a full bathroom, full kitchen (refrigerator, microwave, cooktop, dishwasher), and washer/dryer. Phone, internet, and TV services will not be provided, but may be purchased through local providers. Temporary bed linens are available. **Pets:** No pets of any kind are allowed in the UOQ.

Firearms and Weapons: Weapons including mace, pepper spray, or any type of firearm are not allowed. Any type of ammunition is not allowed either. All firearms must be registered with base armory in accordance with Naval Policy (Ch. 8, NASPCOLA 5530.8)

Guest and Visitor Policy: Cohabitation of any kind will not be allowed. Guests must be at least 18 years old and may not stay overnight. Overnight visitor accommodations can be made through Gateway Inn or Navy Lodge.

Postal Boxes and Keys: UOQ mailboxes are set up through base Post Office.

Household Goods and TMO/PPO: Students are highly encouraged to coordinate required transportation of household goods (HHG) through their losing base. NAS Pensacola TMO can process HHG actions. If students want to travel home or perform a DITY move, standard chargeable leave rules apply. TMO/PPO: 850-452-4654 / (4727).

*****DO NOT ENTER INTO A CONTRACT FOR HOUSING OFF-BASE UNTIL YOU HAVE WRITTEN PERMISSION FROM THE COMMANDER*****

Housing – Accompanied

Accompanied students have the option to live in on-base housing or procure housing off base. This also applies to unaccompanied students if the UOQ is at capacity. However, UOQ exemptions for unaccompanied students must be approved/acquired through 479 STUS Flt/CC.

Unless Assigned to the UOQ:

- Accompanied students are recommended to live on base, but not required
- Students residing on base will not receive full BAH

On Base

Balfour Beatty Housing is a privatized housing company that provides unaccompanied/accompanied housing in the Lighthouse Terrace Townhomes. They have 2, 3, or 4 bedroom accommodations and may assign other occupants to the townhome. The townhouse includes full kitchens, living and dining rooms, washer/dryer hookups, backyard lawn care service, and indoor/outdoor storage. Apartments/Townhomes in other neighborhoods (Barrancas, Cabaniss Crescent, etc.) may also be available. Utilities as well as maintenance and garbage services are included. Contact 850-456-3120 for more info. Lighthouse Terrace Amenities Include:

- One master bedroom with attached half bathroom and walk-in closet and 1-3 additional bedrooms
- Half bathroom on ground floor
- One full bathroom upstairs in central location to bedrooms

Off Base

The base housing office is a source to find information about available houses, apartments, or condominiums close to base that have suitable living conditions. Some places come fully furnished if necessary.

Base/Local Area ROE

Vehicle Operations

- Observe the posted speed limit at all times.
- Radar detectors are not to be used while driving on base.
- All military formations have the right of way.
- Off-base speeding fines can be between \$83 and \$550.
- Florida state law requires all children under the age of five to be in an approved child restraint.
- Using a cell phone on base while driving without a hands-free device is prohibited. Texting while driving is prohibited for all federal employees.
- Students involved in any civil suits including speeding tickets on or off base must report the incident to STUS Flt/CCs NLT the next business day.

Base and Weapons Rules

- All firearms must be properly registered with NAS Pensacola Base Security.
- Any dangerous weapons, blades over 3”, ammunition, fireworks, or explosives are not allowed on base.
- No weapons are to be displayed in quarters or in offices unless authorized by the Naval Munitions Command Detachment Director or Commanding Officer.

OFF-LIMITS ESTABLISHMENTS: By order of the President, Armed Forces Disciplinary Control Board, Commanding Officer, Naval Air Station Pensacola, the following businesses are off-limits to ALL MILITARY personnel stationed in the area of NAS Pensacola, Corry Station and Saufley Field:

- Exxon Gas Station/Convenience Store, 2800 W. Fairfield Dr., Pensacola, FL
- Lucky Penny Convenience Store, 2900 W. Jackson St., Pensacola, FL
- Shell K Convenience Store, 2849 W. Michigan Ave., Pensacola, FL
- Tricia’s One Stop Convenience Store, 3637 Mobile Hwy., Pensacola, FL
- Psychedelic Shack, West, 25 N. Navy Blvd, Pensacola, FL
- Psychedelic Shack, 6707 Plantation Rd, Pensacola, FL
- Psychedelic Shack, 6215 N 9th Ave, Pensacola, FL 32504
- Entertainment PC, Inc., 5100 N. 9th Ave., Pensacola, FL (located in Cordova Mall)
- Babe’s Show Club, 4024 N Davis Hwy, Pensacola, FL

Local Area/Recreation

NAS Pensacola Amenities

All Navy amenities are open to Air Force personnel. Many activities can be referenced by contacting the Morale, Welfare, and Recreation (MWR) office at 850-452-3806. The base offers:

- On-base marina to rent and store boats
- Golf course
- Fishing areas
- Barrancas Beach and picnic areas
- National Museum of Aviation
- Pensacola Lighthouse tours
- Radford Gym and track area
- Mustin Beach Club (O Club) and Mustin Beach Club Pool
- Aviation Plaza NEX
- Commissary and main NEX are on Hwy 98

COVID-19 Mitigation Practices

Students that are not Vaccinated against COVID are required to participate in weekly testing to demonstrate that they are not positive for the virus. Testing will take place at the 479 STUS (Bldg 646) on Mondays in the Conference Room, or on the first duty day after returning from leave, or as directed by the Chief of STUCON. Testing compliance will be documented. All individuals on NAS Pensacola will comply with HPCON B (or Current HPCON Level when arrival) guidance. Please check the following NAS Pensacola webpage: https://www.cnic.navy.mil/regions/cnrse/installations/nas_pensacola.html for the most up to date guidance on COVID mitigation/mask requirements/HPCON, and Hurricane (COR) readiness. Cloth face coverings while entering, exiting, and transiting through publicly accessible common areas in any installation building or facility may not be required but may be advisable.

All individuals on NAS Pensacola should adhere to the Center for Disease Control's (CDC) guidance regarding practicing healthy personal hygiene. Healthy hygiene practices include washing your hands regularly with soap and water for more than 20 seconds, using hand sanitizer that contains at least 60% alcohol, not sharing or touching personal items of others (e.g., writing pens, eating utensils, cups, vape pens, cell phones), and disinfecting your work areas thoroughly and regularly.

Restrictions of Movement Guidance (ROM)

If directed to enter ROM, you will not leave your domicile except for essential items like food, pharmacy and exercise. It is recommended that you utilize contactless delivery options and curbside pickups where offered. When exercising, gyms are not an available option during ROM. When you are out and about, social distance to the max extent, wear mask and minimize your exposure to others.



DEPARTMENT OF THE AIR FORCE
479TH STUDENT SQUADRON
NAVAL AIR STATION PENSACOLA FLORIDA

12 July 2021

MEMORANDUM FOR 479 STUS PERSONNEL

FROM: 479 STUS/CC

SUBJECT: High Risk Activities Program

1. All personnel will be briefed on the Air Force high risk activities program. Boating and water safety should be expanded upon due to the availability of water sports and activities in the local area. Students need to be proactive at reporting participation in these or any other high risk activity. By discussing appropriate safety measures and precautions, personnel can avoid delays in training and work limitations due to injury.
2. Students are prohibited from participating in automobile, motorcycle, or boat racing while stationed in the NAS Pensacola area.
3. Supervisors, flight commanders, and the Unit Safety Representative (USR) are the first line of defense to make personnel aware of hazards involved with high risk activities. After review of the intended activities, 479 STUS permanent party personnel are authorized to brief students as necessary. These briefings should be documented through the completion of members' in-processing checklist. Additionally, members will document any hazardous activity they intend to engage in utilizing the AF Form 4391 High-Risk Activities worksheet before students are authorized to engage in these activities.
4. Any questions or concerns can be addressed by the Unit Safety Representative at 452-0939.

ARMANDIE.CATHYR
INE.T R.1261189336
CATHYRINE T.R. ARMANDIE, Lt Col, USAF
Commander

Digitally signed by
ARMANDIE.CATHYRINE.T
R.1261189336
Date: 2021.07.20 14:31:05 -05'00'

Motorcycle Safety

****Students are NOT allowed to ride a motorcycle on or off base unless approved by the Commander via the squadron motorcycle safety program. Students can initiate this during in-processing****

If you are allowed to ride a motorcycle on base, you must wear all required PPE whether riding during the day or night, on or off duty. Backpacks are authorized while riding and must have brightly colored/reflective properties. To comply with AFI 36- 2903, backpacks may be wrapped with brightly colored/reflective material (ex. glow belt). PPE includes:

- Helmet
- Full-fingered gloves
- Full length pants
- Over-the-ankle protective footwear
- Long sleeve shirt/jacket
- Brightly colored upper garment/safety vest during the day
- Reflective upper garment/safety vest during the night
(motorcycle jacket with sewn-in brightly colored reflective material may be used in place of separate upper garment/vest)

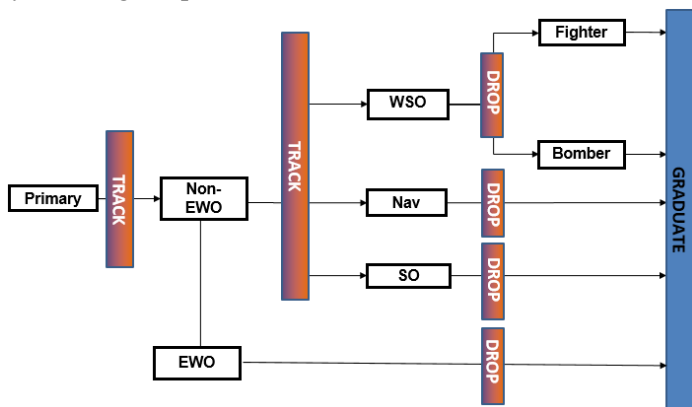
Students will carry their BRC and additional safety course cards on them at all times while operating their motorcycle on and off base.

Flow from Arrival to Departure

Upon arrival at NAS Pensacola you can expect to enter a casual status where you will be waiting to begin UCT. Depending on the student pipeline, you could begin UCT anywhere from 2 - 6 months after arrival. During this time you will be scheduled to attend Physio (Chamber) training at Peterson AFB, CO as well as Water Survival Training at Fairchild AFB, WA. When you are not attending one of the pre-requisite training courses you can expect to be utilized for one of the many stash positions around the base. These stash positions vary from scheduling to helping launch and recover aircraft. Expect that you will have some free time to take care of personal issues as you get settled into the local area. If you are looking to take some leave, this is the time to do it.

Once you begin UCT, you can expect the next year of your life to be very busy. Do not make any major plans or expect to take leave at a random time during your training. There will still be a holiday break that AETC holds to each year but aside from that you will likely be unable to take leave. UCT will begin with Primary phase, then approximately 4 months into training you will track either Electronic Warfare Officer (EWO) or Non-EWO which includes Navigator, Special Operations, and Weapons System Officer (WSO). If you track Non-EWO, you will track again to one of the above tracks about 2 months later. The WSO track will then again branch either Fighter or Bomber about 3 months later. See the diagram below for a better understanding.

Upon completion of UCT, you will either begin a top-off training program before departing, head to Fairchild AFB for SERE, or receive orders to proceed directly to your follow-on unit to begin initial qualification training in your assigned platform.



Before UCT

Before you begin UCSO training, you will complete two TDYs: Physiological (Physio) Training and Water Survival. Students must complete the STUS TDY-specific checklists before going TDY. Checklists are located at STUCON.

Training Notification and Processing

STUCON will notify you when you have a training notification called a Report on Individual Person or “RIP.” You must come into STUCON to sign and process the RIP as soon as you are notified.

Government Travel Card (GTC)

A GTC is required to pay for TDY travel expenses such as airline transportation and lodging. STUCON will provide instructions for obtaining a GTC during in-processing. **All Official Travel while at NASP requires an active GTC.** Students are responsible for ensuring their account is current and properly linked to their DTS accounts. Any further questions can be directed to STUCON. If you do not receive a GTC within a month of in-processing, notify STUS immediately.

Defense Travel System (DTS)

DTS is the system used to generate travel orders and reimbursement vouchers for your TDYs. STUS will provide instructions during in-processing to ensure DTS accounts are created ASAP.

You will receive an email containing “TDY to School” in the subject line, containing information regarding your TDY. **If you do not receive a “TDY to School” email within ten days of your departure date, notify STUS immediately.**

Flight Gear

CSO students will be issued flight gear before departing for Physio. Once issued gear, students will turn in their gear issue checklist to STUS to be filed in their Personal Information File (PIF)s. Students may bring their flight gear to Wings N’ Things to have Velcro sewn on and have name tapes made (at student’s expense). If you are not issued gear within a month of in-processing, notify your element leader.

The NEX store has an extremely limited supply of any Air Force uniform items. For more clothing options, Eglin AFB and Hurlburt Field are approximately one hour east of NAS Pensacola. Clothing can also be ordered online from the Exchange.

Undergraduate CSO Training (UCT)

About the Program

The Air Force CSO program combines all aspects of previous navigator, electronic warfare, and weapon system officer responsibilities from all operational fields and aircraft.

The program begins with a primary phase of academics and Enroute Navigation (ER). From there, you will transition to the T-6 portion of flying training. After an introductory phase of T-6s, you will track select EWO/Non-EWO. EWOs will go straight to the advanced syllabus, while Non-EWOs will continue with several more T-6 flights in primary. After Non-EWOs are done with primary, they will track select and proceed to their specialized training (Navigation, Special Operations, and Weapons Systems). Students will then accomplish several academic and simulator phases, as well as the T-1 flightline portion.

Upon successful completion of training, students will receive their aeronautical rating, basic CSO wings, and a follow-on training at a Formal Training Unit (FTU) for their Initial Qualification on a specific platform.

What to do before beginning UCT

Fill out the 479 STUS Classing Up checklist:

- Ensure all flight gear is issued.
- Update flight physical within 30 days of classing up.
- Complete Active Duty Service Commitment (ADSC).
- Complete all pre-requisite TDYs and ensure certificates are in your Personal Information File (PIF) with the Commander's Support Staff (CSS) Training Tech (Ms. Catherine Reed)

Students will not take leave within 10 duty days of starting UCT.

USAF Officer Values

Core Values

The USAF Core Values must be present in every aspect of your lives, including while you are off duty. Start becoming the officer that you have envisioned yourself to be.

Alcohol

If you consume alcohol, you must know when to stop. Be aware that the repercussions for alcohol related incidents are extremely severe. Any alcohol-related incident will result in a LOR/UIF, removal from UCT, likely separation from the Air Force, and educational recoupment of all scholarships awarded. Don't ruin your career or your life for alcohol.

The Wingman Policy

We take care of each other. This isn't just being a designated driver (DD), although that is part of it. Be the voice of reason in a difficult situation and never leave a buddy behind. A good wingman will not only have a plan, but will carry out that plan or get the plan back on track when things go wrong or start to breakdown.

Unprofessional Relationships

Students will not have unprofessional relationships with instructors. Actions that constitute an unprofessional relationship include, but are not limited to, social media contact, unofficial social gatherings, and close personal relationships. The prohibited activities that constitute an unprofessional relationship are described in detail in AETCI 36- 2909 2.3.3.

Academic Integrity

Per the 479 FTG OI, "While teamwork is encouraged in the training environment, individual work assignments and testing require integrity and cheating will not be tolerated. Any act or suspected act of cheating will be reported through the chain of command and handled IAW AFI 36-2909 and AETCI 36-2909."

Dress & Appearance

Customs & Courtesies

Uniform Standards

If there is any confusion with dress and appearance standards, refer to AFI 36-2903. Keep your uniform, hair, and face in standards at all times. You must have all of your uniforms available, servicable, and ready to wear at any time.

Officer Greeting

- Always greet any officer of higher rank.
- Always stand for an O-5 and verbally greet the officer(s).
- Stand, greet, and call the room to attention for the 479 FTG/CC, any Sq/CC or when an O-6 or above enters the room.
- Notify the nearest command section and call the area to attention if an O-6 or above enters the room.

Air Force Customs and Courtesies

- Stand and salute during the raising or lowering of the flag, “To the Colors,” “Reveille,” or “Retreat” (outdoors in uniform).
- While outdoors in civilian clothes, stand at attention for all military traditions. Stand at attention with hand over your heart for playing of national anthem in civilian clothes (salute optional).
- Stop your vehicle until “Reveille,” “Retreat,” or National Anthem is complete.



DEPARTMENT OF THE AIR FORCE
479TH STUDENT SQUADRON
NAVAL AIR STATION PENSACOLA FLORIDA

3 Nov 2021

MEMORANDUM FOR 479 STUS FAMILIES

FROM: 479 STUS/CC

SUBJECT: Post-UCT Aircraft Assignments

1. Congratulations on your family's assignment to Naval Air Station Pensacola! The Undergraduate Combat Systems Officer Training (UCT) program will be one of the most challenging, yet rewarding years in your Airman's career. At times, it may be challenging for the families as well, but undoubtedly it will be one of the most memorable. This will be an exciting assignment, but may be stressful at times not knowing exactly where you will be after graduation.
2. Towards the latter portion of training, your Airman will be assigned an airframe with a follow-on assignment from Pensacola. Aircraft assignments are dependent on multiple factors to include performance, aircraft availability, overall needs of the Air Force, and personal desire. This guide lists possible airframes and locations your spouse or significant other may be assigned to after graduation including Flying Training Units (FTUs) where you may be temporarily assigned to before a permanent change of station (PCS).
3. If you have any questions about this guide or the career path after UCT, please feel free to contact one of the Key Spouses or your spouse may contact their Flight Commander. Welcome to Pensacola and welcome to the Air Force family.

ARMANDIE.CATHYR
INE.T R.1261189336

Digitally signed by
ARMANDIE.CATHYRINE.T
R.1261189336
Date: 2021.11.03 07:57:52 -05'00'

CATHYRINE T.R. ARMANDIE, Lt Col, USAF
Commander

Spouses Club

The 479 STUS Spouses Club provides support and information to military spouses as well as many social events. Spouse Forms are provided to students in order to gain more information about the Spouses Club.

Facebook group: 479th Student Spouses

Please Scan the QR Code to join the 479th STUS Spouse Facebook Group



Welcome to the 479 Student Squadron!

After UCT

Potential Airframes and Locations for a CSO

FTU= Formal Training Unit

AC-130 W/J

Hurlburt Field, FL (J^)
Cannon AFB, NM (W^)

F-15E

Seymour Johnson AFB, NC^
Mountain Home AFB, ID
RAF Lakenheath, UK

B-1

Dyess AFB, TX ^
Ellsworth AFB, SD

HC-130H/J

Kirtland AFB, NM ^
Davis-Monthan AFB, AZ
Moody AFB, GA

B-52

Barksdale AFB, LA ^
Minot AFB, ND

LC-130H*

Schenectady, NY

C-130H*

Little Rock AFB, AR ^

MC-12*

Oklahoma City, OK

E-3 AWACS

Tinker AFB, OK ^
Elmendorf AFB, AK+
Kadena AB, Japan+

MC-130J

Kirtland AFB, NM

E-8 JSTARS

Robins AFB, GA ^

RC-26*

Meridian, MS^

EC-130J*

Harrisburg, PA

RC-135

RC-135 Combat Sent
RC-135 V/W Rivet Joint
RC-135 S Cobra Ball
WC-135 Constant Phoenix
Offutt AFB, NE ^
RAF Mildenhall AFB, UK+
Kadena AB, Japan+
Souda Bay, Greece+

EC-130H

Davis-Monthan AFB, AZ

U-28

Hurlburt Field, FL ^
Cannon AFB, NM

^ FTU location

*ANG/USAFR only

+ Follow-on assignment

Weapons System Officer



F-15E Strike Eagle
Seymour Johnson AFB, NC
Montgomery Home AFB, MD
RAF Leeming, England



B-1B Lancer
2x Weapons Systems Officers
Dyers AFB, TX
Ellsworth AFB, SD



B-52H Stratofortress
2x Weapons Systems Officers
Barksdale AFB, LA
Minot AFB, ND



EA-18G Growler
Electronic Warfare Officer
Whidbey Island, WA

Special Operations



AC-119W/J
Weapons Systems Officer (J)
Combat Systems Officer (J)
Nangiaton (W)
Cannon AFB, NM
Hurlburt Field, FL



U-28A
Combat Systems Officer
Cannon AFB, NM
Hurlburt Field, FL



MC-130H/J
Combat Systems Officer
Electronic Warfare Officer
Hurlburt Field, FL
Kerland AFB, NM
Cannon AFB, NM
Kadena AFB, Japan
RAF Mildenhall, England



HC-130J Combat King II
Davis-Monthan AFB, AZ

Electronic Warfare Officer



B-52H Stratofortress
Electronic Warfare Officer
Barksdale AFB, LA
Minot AFB, ND



RC-135U Combat Sent*
10x Electronic Warfare Officers
RC-135V/W River Joint*
RC-135S Cobra Ball
3x Electronic Warfare Officers
Offort AFB, NE
RAF Mildenhall, England
*Only Offort AFB



EC-130H Compass Call
Davis-Monthan AFB, AZ

Navigator



EC-130H Compass Call
Davis-Monthan AFB, AZ



E-3C JSTARS
Robins AFB, GA



E-3 AWACS
Tinker AFB, OK
Kadena AFB, Japan
Elmendorf, AK



RC-135U Combat Sent
Offort AFB, NE
RC-135V/W River Joint*
RC-135S Cobra Ball
Offort AFB, NE
RAF Mildenhall, England

Reserve/Guard



MC-12
Combat Systems Officer
Oshkosh Ctr, OK



RC-26
Mission Systems Officer
Meridian, MS



EC-130J Commando Solo
Combat Systems Officer
Harrisburg, PA



L/C-130H
Navigator
Mehapt Loconans

Navy Officer Ranks

Pay Grade	Rank	Abbreviation	Collar	Shoulder	Sleeve
O-1	Ensign	ENS			
O-2	Lieutenant Junior Grade	LTJG			
O-3	Lieutenant	LT			
O-4	Lieutenant Commander	LCDR			
O-5	Commander	CDR			
O-6	Captain	CAPT			
O-7	Rear Admiral (lower half)	RDML			

Staff Vehicles

Customs and Courtesies

- Salute all staff vehicles when passing by or stopped
- Do not salute staff vehicles if no one is in it
- Staff vehicle rank includes, Col, Brig Gen, Maj Gen, Lt Gen, and Gen
- Staff cars can be different especially across branches; pay attention to insignia located on the license plates



Base Contacts

AIF Security Desk (Fishbowl) – 850-452-0605
Balfour Beatty Privatized Housing – 850-456-3120/844-334-0728
Comm (81st CS) - 850-452-0888
Command Religious Program (Bldg 634) – 850-452-2341
Command Support Staff (CSS)/Finance – 850-452-0935
Fleet & Family Support Center – 850-452-5990 ext. 3102/3103
Gateway Inn – 850-452-2756
NAS Pensacola Housing Center – 850-452-4412
Medical Technician – 850-452-5640
National Museum of Naval Aviation – 850-452-3604/3606
Naval Health Clinic Appt Line (sick call) – 850-505-7171
Naval Hospital Quarterdeck/Information – 850-505-6601
Personnel (CSS/Finance) – 850-452-0937
PSD (CAC/ID Card Assistance) – 850-452-3617
RIPs/Training Tech – 850-452-4956/3715
Security Manager – 850-452-0604
STUS Office – 850-452-0971
STUS Flt/CCs – 850-452-0955/0957/0958/0959

STUS Flt/CC On-Call Cell Phone – 850-503-3225
479 STUS First Sergeant - 850-619-8502

TMO/PPO – 850-452-4727

NOTE: 850-452-0000 is an on-base telephone number (anywhere on base). DSN for NAS Pensacola is 452-****. If dialing a local/long distance phone number from an on-base phone, dial 981 followed by the area code and phone number.

19 March 2021

SUBJECT: ADDRESS CHANGES

Step 1: Updating DEERS

- a) Go to <https://milconnect.dmdc.osd.mil/milconnect/> (or search milconnect on the Portal)
- b) Click “Sign In” on the upper right hand corner
- c) If using CAC click on the “CAC” tab and login (use authenticate PIV)
- d) Click “OK” on consent page
- e) Click “Update personal contact info”
- f) Scroll down and update address info (check the box if mailing address is the same as the residential address)
- g) Make sure to update any Dependents as well by clicking on their name under family members

Step 2: Updating vMPF (this flows to MilPDS in 48 hours)

- a) Go to <https://w45.afpc.randolph.af.mil/AFPCSecureNet40/PKI/MainMenu1.aspx> (or search vMPF on the Portal)
- b) Click vMPF (towards the bottom of box)
- c) Verify information and click the link
- d) Click self-service actions (on the left side)
- e) Click personal data
- f) Click record review/update
- g) Click individual
- h) Click “edit” next to the home address section
- i) Check the box that says “Same as home address” next to mailing address
- j) Click save

Step 3: Updating vRed (Record of Emergency Data)

- a) Follow steps a-e in Step 2
- b) Click on Record of Emergency Data
- c) Click Next Page
- d) Click “Edit” next to the individual information header
- e) Update address and click the radio button next to “Home/Mailing”
- f) Edit the address for any dependents listed under emergency contacts as applicable
- g) Click submit at the bottom of the page when done

Step 4: Updating AFPAAS (AF Personnel Accountability and Assessment System)

- a) Go to <https://afpaas.af.mil>
- b) Click Acknowledge on pop up
- c) Click “Click here” under the Airmen/Civilians category
- d) Choose login choose and click login (use authenticate PIC for CAC access)
- e) Click “My Info” on top left header
- f) Click “Contact Information” on left side
- g) Click “Edit Contact Info” on the right hand side
- h) Update address accordingly and check boxes for any applicable dependents listed at the bottom of page
- i) Click “Save”
- j) Click “verify info as current” under all that apply

Step 5: Updating MyPay (this can take up until the next pay cycle to update)

- a) Go to <https://mypay.dfas.mil/#/> (or go to the portal, hover over “Life and Fitness” at the top and myPay will be an option on the drop down)
- b) Login with your CAC (or if you have a username and password)
- c) Choose your authentication certificate
- d) On the left under “Pay Changes” click on Correspondence Address
- e) A box with your address will pop up; click on the yellow pencil on the right bottom corner
- f) Type in new address and hit continue
- g) Follow prompts to save
- h) After saving address in the “Correspondence Address” section, click on “Thrift Savings Plan (TSP) under the “Pay Changes” section
- i) Click on yellow pencil icon on bottom right
- j) Update Address and hit continue
- k) Follow prompts to save update

****PLEASE ALLOW 48 HOURS MINIMUM FOR CHANGES TO FLOW TO ALL SYSTEMS****

ALL Students need to confirm with the Hurlburt Education Office: Point of Contact (POC) is Mr. Alan Widener; their status with respect to the Montgomery G.I. Bill election/enrollment program. The form is a DD2366 in which you may elect to opt in/out of this program.

****Note: If you decide to take no action, your account will be auto enrolled in the program in which \$100.00 will be deducted from your LES for a 12 month period.****
**

****If you have questions about anything In-Processing / On-Boarding to Active Duty Orders related; Please call the STUCON landline and speak to the on-duty officer: 850-452-0934****



SIGNAL App Standards for 479 STUS

479 STUS Students will download the SIGNAL App for communication / notification purposes while assigned to a casual flight element: Alpha, Bravo, Charlie, or Delta.

NOTE: If you elect not to participate in the 479 STUS Signal Groups, you must call your element leader or FLT/CC daily to check-in for accountability, updates, or new official guidance.

Students will use the following naming convention for their Signal account:

Rank, Last Name, First Name

Avatar/ICONS associated with your account must be professional. Remember the 479 STUS, OSS, FTG, & 451 FTS affiliated chatrooms or groups are a digital work forum and there is zero tolerance for offensive or disrespectful content, dialogue, and/or behavior.

Do not post any content that could be misconstrued as offensive or derogatory towards any particular group or individual. Do not post anything that might bring dishonor or discredit to the United States or the Air Force.

Be courteous, professional, and succinct in your replies or posts to the respective groups you are added to. There will likely be groups where most of your role will be to listen, observe, and follow for directions/instructions and acknowledge with a “thumbs up” reaction. If you are in doubt, contact your element leader, STUCON or your FLT/CC for clarification.

479 STUS Signal Groups are not the place to advertise or attempt to sell multi-level marketing pyramid schemes. Do not post links to entrepreneurial enterprises, or otherwise attempt to sell services or products in these groups.

Students will only use the STUS ALL or Casual ALL when necessary; Students will use private messages to individuals or create small personal groups to the max extent possible in order to not clutter the 479 STUS squadron approved groups with extraneous chat/dialogue.

Non-Compliance with these standards may lead to adverse administrative action.