

WHEN HELP ARRIVES

Once Security Forces arrive:

- Remain calm and follow instructions
- Put down any items in your hands (i.e., bags, jackets)
- Raise hands and spread fingers
- Keep hands visible at all times
- Avoid quick movements toward Law Enforcement officers such as grabbing/holding on to them for safety
- Avoid pointing, screaming or yelling
- Do not stop to ask response forces for help or directions when evacuating

**ACTIVE SHOOTER
RESOLUTION
"ALL CLEAR"**

**"LOCKDOWN" ENDS WHEN
INSTALLATION COMMAND
AUTHORITY DECLARES THE
INCIDENT OVER AND THE
SITUATION SAFE. THIS ORDER
MAY BE TRANSMITTED THROUGH
LOCAL COMMAND OR
NOTIFICATION SYSTEMS.**

SHOOTING INCIDENT THREAT AID

IMMEDIATE DANGER (see)

Escape/Evacuate

- Move to nearest exit
- Help others (if possible)

Hide

- Assess Situation/Location
- What can protect you (Stop bullets)
- Look for way in/way out routes
- Leaders TAKE CHARGE

Take Action/Fight

- ONLY AS A LAST RESORT

RISK of DANGER (hear)

Secure/Barricade

- Secure/Barricade doors, turn off lights
- Remain quiet & limit movement

Notify

- Your location (bldg./floor/room #)
- Number of shooters & location(s)
- Shooter description/weapon type

BASE NOTIFICATION

LOCKDOWN

Account

- Be prepared to report status
- Account for all personnel

Stay Put

- Stay put until proper notification
- Cooperate with response forces
- Leaders TAKE CHARGE

Joint Base San Antonio Active Shooter Process

EMERGENCY DIAL

911

Other numbers to know

JBSA-Fort Sam Houston/Camp Bullis

Security Forces: 210-221-2222

JBSA- Lackland

Security Forces: 210-671-2018

JBSA-Randolph

Security Forces: 210-652-5700

POC: Regarding this pamphlet

Contact


502d Security Forces & Logistics

Support Group:

210-652-5727

Version 2

IMMEDIATE DANGER




If you are in immediate danger during a shooting incident, your first action should be to **ESCAPE or EVACUATE** from the scene, second option would be to **HIDE** or as a last resort **TAKE ACTION/FIGHT**

ESCAPE/EVACUATE from scene

ESCAPE/ EVACUATE, plan your route, leave personal items behind and exit with your hands visible.



You don't want Security Forces personnel to mistake you for the shooter!



HIDE

HIDE and silence all cell phones, Contact Security Forces as soon as possible

and only when it is safe to do so.

As a Last Resort...TAKE ACTION/FIGHT


If you or others find yourself in **IMMINENT DANGER**, take action.

Attempt to incapacitate the shooter by **ANY** means necessary!!!



RISK of DANGER (hear)

If you find yourself in risk of danger...you hear shooting... but are not being immediately threatened, follow these rules:



Secure/Barricade : Secure Yourself and your Location:

Once secured, position yourself in a place clear of direct fire. You should be able to observe "ways in" and "ways out". This includes the process of facility lockdown and mitigating room vulnerabilities. Mitigation will start with locking the doors and windows and barricading access with anything available. Monitor communications via phone, computer, radio, giant voice. Turn off the lights and make your location appear unoccupied.

Notify Authorities: Call Security Forces:

If a phone is within your secure location, dial your local (base) emergency number and provide as much information as possible. Law Enforcement will ask direct questions to include location, description, number of shooters and weapons involved.

BASE NOTIFICATION

LOCKDOWN!

Lockdown takes precedence over all other security related actions or Force Protection Condition changes.

Once the active shooter situation is resolved and "Lockdown" is terminated, all other security related actions should resume to include implementing any Force Protection Condition changes.

ONLY Security Forces move during "Lockdown".

Stay Put: DO NOT MOVE until authorities instruct you to or you have been released by unit leadership. Persons moving about increase confusion and the likelihood of injury.

INFORMATION

Provide Security Forces With:

- ☐ Your location
- ☐ Number of shooters
- ☐ Location of shooter(s)
- ☐ Description of shooter(s)
- ☐ Type of weapons involved
- ☐ Shooters direction of movement